

SG SLIDING GATE BOPLAN SAFETY GATES SPECIFICATION SHEET

Revision: 11 October 2021 4:14 PM

Boplan reference:
SG02.. HP plus sliding gates
SG03.. TB plus sliding gates

PRODUCT SPECIFICATIONS

APPLICATION

Environment	Gate in between pedestrian zone and high traffic zone. Indoor and outdoor use in most conditions -10°C up to + 40°C
Features	Range of standards lengths available. Can be used in combination with different FLEX IMPACT® systems. UV resistant. Impervious to most chemical products**

MATERIAL

Gate rails and posts	Polyolefin - UV resistant - Fire class E ⁺ - Non conductive - Impervious to most chemicals**
Fixations	ZC / SS
Wheel support	SS

STANDARD COLORS

Rails (sliding part)	Black / yellow
Rails (fixed part)	Yellow
Posts	Black
Wheel support	Black


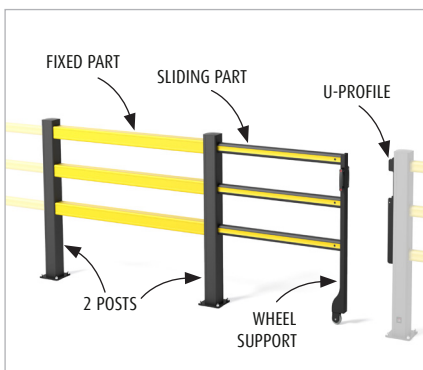
*Classification according to EN 13501-1:2007 +A1:2009 - Fire classification of construction products and building elements.

**Ask your local sales office for resistance to specific chemicals.



FIXATIONS

		ZC (Zinc coated)	SS (Stainless steel)
STANDARD	Wedge anchor	 M12 x 120mm	M12 x 120mm
	Wedge anchor Countersunk	 Not available	Not available
	Anchor rod (Chemical)	 M12 x 120mm + Chemical resin	M12 x 120mm + Chemical resin
ALTERNATIVES	Concrete screw	 Ø12mm x 100mm	Ø10mm x 100mm
	Asphalt anchor	 Bolt M10 x 40mm + Screw Ø16mm	Not available
	Spit anchor	 Bolt M12 x 100mm + Plug Ø20mm	Not available

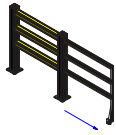
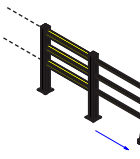
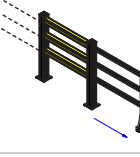
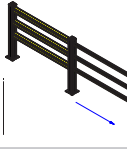
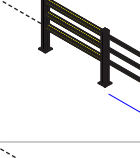
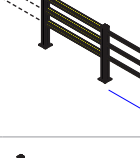

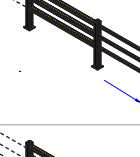
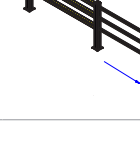


FEATURES AND FUNCTIONALITY


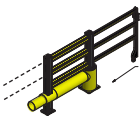
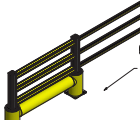
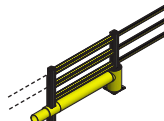

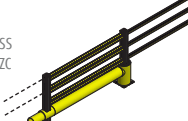
SIZE AND DIMENSIONS

<p>HP plus</p>		<p>Standard Length</p>	<p>1000 mm 1500 mm 2000 mm</p>
		<p>Variable Length</p>	<p>500 mm up to 1999 mm</p>
		<p>Weight incl hinge, fixations,..)</p>	<p>35.0 kg (1000 mm version) 40.0 kg (1500 mm version) 45.0 kg (2000 mm version)</p>
		<p>Baseplates (2x)</p>	<p>180 mm x 180 mm (10 mm thick)</p>
<p>TB400 Plus</p>		<p>Standard Length</p>	<p>1000 mm 1500 mm 2000 mm</p>
		<p>Variable Length</p>	<p>500 mm up to 1999 mm</p>
		<p>Weight incl hinge, fixations,..)</p>	<p>56.0 kg (1000 mm version) 66.0 kg (1500 mm version) 74.0 kg (2000 mm version)</p>
		<p>Baseplates Endpost Midpost</p>	<p>275 mm x 275 mm (10 mm thick) 180 mm x 180 mm (10 mm thick)</p>
<p>TB260 Plus</p>		<p>Standard Length</p>	<p>1000 mm 1500 mm 2000 mm</p>
		<p>Variable Length</p>	<p>500 mm up to 1999 mm</p>
		<p>Weight incl hinge, fixations,..)</p>	<p>48.0 kg (1000 mm version) 56.0 kg (1500 mm version) 64.0 kg (2000 mm version)</p>
		<p>Baseplates Endpost Midpost</p>	<p>275 mm x 275 mm (10 mm thick) 180 mm x 180 mm (10 mm thick)</p>

REFERENCES - SLIDING GATE - HP

SG0200-1000-0001YE	Sl.G - HP - 1000mm open - Blank - YE	
SG0200-1000-C201YE	Sl.G - HP - 1000mm open - Cont.2R - YE	
SG0200-1000-C301YE	Sl.G - HP - 1000mm open - Cont.3R - YE	
SG0200-1500-0001YE	Sl.G - HP - 1500mm open - Blank - YE	
SG0200-1500-C201YE	Sl.G - HP - 1500mm open - Cont.2R - YE	
SG0200-1500-C301YE	Sl.G - HP - 1500mm open - Cont.3R - YE	
SG0200-2000-0001YE	Sl.G - HP - 2000mm open - Blank - YE	
SG0200-2000-C201YE	Sl.G - HP - 2000mm open - Cont.2R - YE	
SG0200-2000-C301YE	Sl.G - HP - 2000mm open - Cont.3R - YE	
SG0201-1999-0001YE	Sl.G - HP - !500-1999mm! open - Blank - YE	
SG0201-1999-C201YE	Sl.G - HP - !500-1999mm! open - Cont.2R - YE	
SG0201-1999-C301YE	Sl.G - HP - !500-1999mm! open - Cont.3R - YE	



REFERENCES - SLIDING GATE - TB400 PLUS


SG0300-1000-0001YE SG0300-1000-0001YES SG0300-1000-0001YEZ	Sl.G - TB400 Plus - 1000mm open - Blank - YE Sl.G - TB400 Plus - 1000mm open - Blank - YE - SS Sl.G - TB400 Plus - 1000mm open - Blank - YE - ZC	
SG0300-1000-CT02YE SG0300-1000-CT02YES SG0300-1000-CT02YEZ	Sl.G - TB400 Plus-1000mm open - Cont. TB - YE Sl.G - TB400 Plus-1000mm open - Cont. TB - YE - SS Sl.G - TB400 Plus-1000mm open - Cont. TB - YE - ZC	
SG0300-1500-0001YE SG0300-1500-0001YES SG0300-1500-0001YEZ	Sl.G - TB400 Plus-1500mm open - Blank - YE Sl.G - TB400 Plus-1500mm open - Blank - YE - SS Sl.G - TB400 Plus-1500mm open - Blank - YE - ZC	
SG0300-1500-CT02YE SG0300-1500-CT02YES SG0300-1500-CT02YEZ	Sl.G - TB400 Plus-1500mm open - Cont. TB - YE Sl.G - TB400 Plus-1500mm open - Cont. TB - YE - SS Sl.G - TB400 Plus-1500mm open - Cont. TB - YE - ZC	
SG0300-2000-0001YE SG0300-2000-0001YES SG0300-2000-0001YEZ	Sl.G - TB400 Plus-2000mm open - Blank - YE Sl.G - TB400 Plus-2000mm open - Blank - YE - SS Sl.G - TB400 Plus-2000mm open - Blank - YE - ZC	
SG0300-2000-CT02YE SG0300-2000-CT02YES SG0300-2000-CT02YEZ	Sl.G - TB400 Plus-2000mm open - Cont. TB - YE Sl.G - TB400 Plus-2000mm open - Cont. TB - YE - SS Sl.G - TB400 Plus-2000mm open - Cont. TB - YE - ZC	
SG0308-1999-0001YE SG0308-1999-0001YES SG0308-1999-0001YEZ	Sl.G - TB400 Plus-!500-1999mm! open - Blank - YE Sl.G - TB400 Plus-!500-1999mm! open - Blank - YE - SS Sl.G - TB400 Plus-!500-1999mm! open - Blank - YE - ZC	
SG0308-1999-CT02YE SG0308-1999-CT02YES SG0308-1999-CT02YEZ	Sl.G - TB400 Plus-!500-1999mm! open - Cont. TB - YE Sl.G - TB400 Plus-!500-1999mm! open - Cont. TB - YE - SS Sl.G - TB400 Plus-!500-1999mm! open - Cont. TB - YE - ZC	

REFERENCES - SLIDING GATE - TB260 PLUS

SG0301-1000-0001YE SG0301-1000-0001YES SG0301-1000-0001YEZ	1000mm opening - Blank - YE 1000mm opening - Blank - YE - SS 1000mm opening - Blank - YE - ZC		SG0301-2000-0001YE SG0301-2000-0001YES SG0301-2000-0001YEZ	2000mm opening - Blank - YE 2000mm opening - Blank - YE - SS 2000mm opening - Blank - YE - ZC	
SG0301-1000-CT02YE SG0301-1000-CT02YES SG0301-1000-CT02YEZ	1000mm opening - Cont. TP260 - YE 1000mm opening - Cont. TP260 - YE - SS 1000mm opening - Cont. TP260 - YE - ZC		SG0301-2000-CT02YE SG0301-2000-CT02YES SG0301-2000-CT02YEZ	2000mm opening - Cont. TP260 - YE 2000mm opening - Cont. TP260 - YE - SS 2000mm opening - Cont. TP260 - YE - ZC	
SG0301-1500-0001YE SG0301-1500-0001YES SG0301-1500-0001YEZ	1500mm opening - Blank - YE 1500mm opening - Blank - YE - SS 1500mm opening - Blank - YE - ZC		SG0309-1999-0001YE SG0309-1999-0001YES SG0309-1999-0001YEZ	500-1999mm opening - Blank - YE 500-1999mm opening - Blank - YE - SS 500-1999mm opening - Blank - YE - ZC	
SG0301-1500-CT02YE SG0301-1500-CT02YES SG0301-1500-CT02YEZ	1500mm opening - Cont. TP 260- YE 1500mm opening - Cont. TP 260- YE - SS 1500mm opening - Cont. TP 260- YE - ZC		SG0309-1999-CT02YE SG0309-1999-CT02YES SG0309-1999-CT02YEZ	500-1999mm opening - Cont. TP260 - YE 500-1999mm opening - Cont. TP260 - YE - SS 500-1999mm opening - Cont. TP260 - YE - ZC	

REFERENCES - SPARE PARTS

SG0209-0001-UPBL	Sliding Gate - U profile - 650x63x4mm - St.37 - BL	
SG0209-0002-GRBL	Sliding Gate HP - Metal piece for Guiding Roller - BL	



EXAMPLE SET UP FOR A SLIDING GATE TB400 PLUS
IN COMBINATION WITH A BOLLARD