









PL KICK BOPLAN PLINTH SPECIFICATION SHEET


Revision: 10 August 2021 4:07 PM
Boplan reference: PL110 ...



PRODUCT SPECIFICATIONS	
APPLICATION	
Environment	Wall protection Below a Boplan traffic barrier system Indoor and outdoor use
MATERIAL	
Plinth	Polyolefin - UV resistant - Fire class E [*] - Non conductive - Impervious to most chemicals ^{**}
STANDARD COLORS	
Plinth	Yellow - Black

^{*}Classification according to EN 13501-1:2007 +A1:2009 - Fire classification of construction products and building elements.
^{**}Ask your local sales office for resistance to specific chemicals.

		FIXATIONS	
		ZC (Zinc coated)	SS (Stainless steel)
STANDARD	Wedge anchor	 M12 x 120mm	M12 x 120mm
	Wedge anchor Countersunk	 Not available	Not available
	Anchor rod (Chemical)	 M12 x 120mm + Chemical resin	M12 x 120mm + Chemical resin
ALTERNATIVES	Concrete screw	 Ø12mm x 100mm	Ø10mm x 100mm
	Asphalt anchor	 Bolt M10 x 40mm + Screw Ø16mm	Not available
	Spit anchor	 Bolt M12 x 100mm + Plug Ø20mm	Not available



FEATURES AND FUNCTIONALITY

SIZE	
Height	112 mm
Profile section	112 mm x 112 mm (10 mm thick)
Standard rail length	1000 mm - 2000 mm - 3000 mm (other sizes: 500 mm - 4000 mm)

REQUIREMENTS	
Concrete quality	minimum C25/30
Concrete floor plate thickness (mm)	minimum 150
Operational temperature	-10°C up to +40°
Water and humidity	Zinc coated fixations: indoor and outdoor use in most environments

BOPLAN KICK

IMPACT LABEL FOR SAFETY BARRIERS

IMPACT RATING	45°		90° <small>PAS 13:2017 compliant</small>	
	E80	< 80 kJ		
E60	< 60 kJ			
E50	< 50 kJ			
E40	< 40 kJ			
E35	< 35 kJ			
E30	< 30 kJ			
E25	< 25 kJ			
E20	< 20 kJ			
E15	< 15 kJ			
E10	< 10 kJ			
E5	< 5,0 kJ	3,4 kJ		
E2	< 2,5 kJ		2,4 kJ	

TEST CONDITIONS

TEMPERATURE: 20°C
IMPACT HEIGHT: 65 mm
IMPACT ANGLE: 90°
TEST FLOOR: CONCRETE C25/30 - 160 mm
MANUFACTURER ANCHOR PULL OUT: 7,9 kN

TEST VEHICLE

WEIGHT: 2300 KG
TYPE: COMMERCIAL FORK LIFT
SIZE (L x W x h): 1890 x 1020 x 1970 mm
CONTACT AREA: STEEL BUMPER WIDTH: 600 mm

BOPLAN TEST LAB

Muizelstraat 12
8560 Moorsele
Belgium

SUCCESS CRITERIA VEHICLE STOPPED - ASI (ACCELERATION SEVERITY INDEX) < 0.5

	REFERENCE LIST - PL KICK 112	
	YELLOW	BLACK
500mm (2fix)	PL1100-0500-0001YE	PL1100-0500-0001BL
1000mm (2fix)	PL1100-1000-0001YE	PL1100-1000-0001BL
2000mm (3fix)	PL1100-2000-0001YE	PL1100-2000-0001BL
3000mm (4fix)	PL1100-3000-0001YE	PL1100-3000-0001BL
501- 1300mm (2fix)	PL1101-1300-0001YE	PL1101-1300-0001BL
1301-2200mm (3fix)	PL1101-2200-0001YE	PL1101-2200-0001BL
2201-3100mm (4fix)	PL1101-3100-0001YE	PL1101-3100-0001BL

